

Date: 06th May 2024

M/S . / Bursa Kuwait

Greetings,

التاريخ: 06 مايو 2024

السادة/ شركة بورصة الكويت المحترمين

تحية طيبة وبعد،،

Subject: Financial results for the first quarter of the financial year 2024 for Humansoft Holding for the period that ended on 31/03/2024 And Announcement of the date of the Analysts/Investors Conference Call

الموضوع: النتائج المالية للربع الأول من السنة المالية 2024 لشركة هيومن سوفت القابضة عن الفترة المنتهية في تاريخ 2024/03/31 والإعلان عن موعد مؤتمر المحللين/المستثمرين

We would like to inform you that the Board of Directors of the company approved in its meeting held on 06/05/2024 the financial statements for the first quarter of the financial year 2024 that ended on 31/03/2024. In this respect, kindly find attached Appendix 10 about "disclosure of material information" form and the Interim Financial Statements Form.

يسرنا إفادتكم بأن مجلس إدارة الشركة قد صادق في اجتماعه المنعقد بتاريخ 2024/05/06 على البيانات المالية للربع الأول من السنة المالية 2024 والذي انتهى في تاريخ 2024/03/31 ونرفق لكم بهذا الخصوص الملحق رقم (10) للإفصاح عن المعلومات الجوهرية ونموذج نتائج البيانات المالية المرحلية للشركات الكويتية.

With reference to the requirements of Bursa rules issued under resolution No. (1) of 2018, and since Humansoft Holding is classified under the Premier Market, we are pleased to announce that the Analysts/Investors conference call for Q1 2024 is scheduled to be held at 3:00 PM (local time) on Wednesday 08/05/2024. Interested parties can contact Humansoft by email on investorrelations@human-soft.com, in order to receive the invitation and participation details for the aforementioned conference.

بالإشارة إلى متطلبات قواعد البورصة الصادرة بموجب القرار رقم (1) لسنة 2018، وحيث أن شركة هيومن سوفت القابضة تم تصنيفها ضمن مجموعة "السوق الأول". فإنه يسر شركتنا الإعلان عن موعد مؤتمر المحللين/المستثمرين (Conference Call) للربع الأول والذي تقرر انعقاده في تمام الساعة الثالثة عصراً (وفق التوقيت المحلي) من يوم الأربعاء الموافق 2024/05/08، ويمكن للأطراف المهتمة التواصل مع شركتنا بواسطة البريد الإلكتروني التالي:

investorrelations@human-soft.com، وذلك ليتم تزويدهم بالدعوة وتفاصيل المشاركة بالمؤتمر المذكور.

Yours Sincerely,

وتفضلوا بقبول فائق الإحترام،،



دلال حسن السبتي

رئيس مجلس الإدارة

Dalal Hasan Al Sabti
Chairperson of the Board of Directors

سجل تجاري رقم: 71382 رأس المال (د.ك.): 13,476,607.200 رأس المال المدفوع (د.ك.): 13,476,607.200
تليفون: 22322588 (965) - فاكس: 22322587 (965) - ص.ب: 305 الصفاة 15454 الكويت

www.human-soft.com

NR


Disclosure of Material Information Form

Date	06 May 2024
Name of Listed Company	Humansoft Holding Company K.S.C.P
Material Information	-Approval of the Board of Directors in its meeting on Monday, May 06,2024 of the financial statements of the first quarter that ended on 31/03/2024.
Significant Effect of the material information on the financial position of the company	<hr/>

Significant Effect on the financial position shall be mentioned if the material information can measure that effect, excluding the financial effect resulting from tenders or similar contracts.

If a Listed Company, which is a member of a Group, disclosed some material information related to it and has Significant Effect on other listed companies' which are members of the same Group, the other companies' disclosure obligations are limited to disclosing the information and the financial effect occurring to that company itself. occurring to that company itself.

Dalal Hasan Al Sabti
Chairperson of the Board of Directors



NR

Company Name	اسم الشركة
HUMANSOFT HOLDING CO. KSCP.	هيومن سوفت القابضة ش.م.ك.ع

First Quarter Results Ended on	2024-03-31	نتائج الربع الأول المنتهي في
--------------------------------	------------	------------------------------

Board of Directors Meeting Date	2024-05-06	تاريخ اجتماع مجلس الإدارة
---------------------------------	------------	---------------------------

Required Documents	المستندات الواجب إرفاقها بالنموذج
Approved financial statements. Approved auditor's report This form shall not be deemed to be complete unless the documents mentioned above are provided	نسخة من البيانات المالية المعتمدة نسخة من تقرير مراقب الحسابات المعتمد لا يعتبر هذا النموذج مكتملاً ما لم يتم إرفاق هذه المستندات

التغيير (%)	فترة الثلاث اشهر المقارنة	فترة الثلاث اشهر الحالية	البيان
Change (%)	Three Month Comparative Period	Three Month Current Period	Statement
	2023-03-31	2024-03-31	
-6.2 %	11,040,634	10,361,257	صافي الربح (الخسارة) الخاص بمساهمي الشركة الأم Net Profit (Loss) represents the amount attributable to the owners of the parent Company
-6.1 %	82	77	ربحية (خسارة) السهم الأساسية والمخفضة Basic & Diluted Earnings per Share
-4.5 %	129,926,649	124,071,128	الموجودات المتداولة Current Assets
-4.1 %	178,062,400	170,746,847	إجمالي الموجودات Total Assets
162.1 %	27,164,622	71,204,715	المطلوبات المتداولة Current Liabilities
135.1 %	33,277,386	78,226,609	إجمالي المطلوبات Total Liabilities
-36.1 %	144,785,014	92,520,238	إجمالي حقوق الملكية الخاصة بمساهمي الشركة الأم Total Equity attributable to the owners of the Parent Company
-0.4 %	20,346,411	20,271,010	إجمالي الإيرادات التشغيلية Total Operating Revenue
-3.7 %	11,570,996	11,146,767	صافي الربح (الخسارة) التشغيلية Net Operating Profit (Loss)
N/A – لا ينطبق	لا توجد خسائر متراكمة No Accumulated Loss	لا توجد خسائر متراكمة No Accumulated Loss	الخسائر المتراكمة / رأس المال المدفوع Accumulated Loss / Paid-Up Share Capital

التغيير (%)	الربع الاول المقارن	الربع الاول الحالي	البيان Statement
Change (%)	First Quarter Comparat Period	First Quarter Current Period	
	2023-03-31	2024-03-31	
N/A – لا ينطبق	N/A – لا ينطبق	N/A – لا ينطبق	صافي الربح (الخسارة) الخاص بمساهمي الشركة الأم Net Profit (Loss) represents the amount attributable to the owners of the parent Company
N/A – لا ينطبق	N/A – لا ينطبق	N/A – لا ينطبق	ربحية (خسارة) السهم الأساسية والمخفضة Basic & Diluted Earnings per Share
N/A – لا ينطبق	N/A – لا ينطبق	N/A – لا ينطبق	إجمالي الإيرادات التشغيلية Total Operating Revenue
N/A – لا ينطبق	N/A – لا ينطبق	N/A – لا ينطبق	صافي الربح (الخسارة) التشغيلية Net Operating Profit (Loss)

• Not Applicable for first Quarter

• لا ينطبق على الربع الأول

Increase/Decrease in Net Profit (Loss) is due to	سبب ارتفاع/انخفاض صافي الربح (الخسارة)
The decrease in profit during the first quarter of 2024, compared with the same period in the previous year, is mainly due to higher expenses in Q1 2024 compared with Q1 2023.	يعود الإنخفاض في الربح خلال الربع الأول من عام 2024 مقارنة بنفس الفترة من العام السابق بشكل رئيسي إلى ارتفاع المصاريف في الربع الأول من العام 2024 مقارنة بالربع الأول من العام 2023.

Total Revenue realized from dealing with related parties (value, KWD)	لا يوجد - NIL	بلغ إجمالي الإيرادات من التعاملات مع الأطراف ذات الصلة (المبلغ د.ك.)
---	---------------	--

Total Expenditures incurred from dealing with related parties (value, KWD)	123,120 د.ك.	بلغ إجمالي المصروفات من التعاملات مع الأطراف ذات الصلة (المبلغ د.ك.)
--	--------------	--

Auditor Opinion			رأي مراقب الحسابات
1.	Unqualified Opinion	<input checked="" type="checkbox"/>	1. رأي غير متحفظ
2.	Qualified Opinion	<input type="checkbox"/>	2. رأي متحفظ
3.	Disclaimer of Opinion	<input type="checkbox"/>	3. عدم إبداء الرأي
4.	Adverse Opinion	<input type="checkbox"/>	4. رأي معاكس

In the event of selecting item No. 2, 3 or 4, the following table must be filled out, and this form is not considered complete unless it is filled.

بحال اختيار بند رقم 2 أو 3 أو 4 يجب تعبئة الجدول التالي، ولا يعتبر هذا النموذج مكتملاً ما لم يتم تعبئته

N/A – لا ينطبق	نص رأي مراقب الحسابات كما ورد في التقرير
N/A – لا ينطبق	شرح تفصيلي بالحالة التي استدعت مراقب الحسابات لإبداء الرأي
N/A – لا ينطبق	الخطوات التي ستقوم بها الشركة لمعالجة ما ورد في رأي مراقب الحسابات
N/A – لا ينطبق	الجدول الزمني لتنفيذ الخطوات لمعالجة ما ورد في رأي مراقب الحسابات

Corporate Actions		استحقاقات الأسهم (الإجراءات المؤسسية)		
النسبة	القيمة			
N/A – لا ينطبق	N/A – لا ينطبق			توزيعات نقدية Cash Dividends
N/A – لا ينطبق	N/A – لا ينطبق			توزيعات أسهم منحة Bonus Share
N/A – لا ينطبق	N/A – لا ينطبق			توزيعات أخرى Other Dividend
N/A – لا ينطبق	N/A – لا ينطبق			عدم توزيع أرباح No Dividends
N/A – لا ينطبق	N/A – لا ينطبق	علاوة الإصدار Issue Premium	N/A – لا ينطبق	زيادة رأس المال Capital Increase
N/A – لا ينطبق	N/A – لا ينطبق			تخفيض رأس المال Capital Decrease

ختم الشركة Company Seal	التوقيع Signature	المسمى الوظيفي Title	الاسم Name
 <p>HUMANSOFT القابضة ش.م.ك (عامّة)</p>		رئيس مجلس الإدارة	دلال حسن السبتي

INDEPENDENT AUDITOR'S REPORT ON REVIEW OF INTERIM CONDENSED CONSOLIDATED FINANCIAL INFORMATION

TO THE BOARD OF DIRECTORS OF HUMANSOFT HOLDING COMPANY K.S.C.P.

Introduction

We have reviewed the accompanying interim condensed consolidated statement of financial position of Humansoft Holding Company K.S.C.P. ("the Parent Company") and subsidiaries (together referred to as "the Group") as at 31 March 2024 and the related interim condensed consolidated statement of profit or loss, the interim condensed consolidated statement of profit or loss and other comprehensive income, the interim condensed consolidated statement of changes in equity and the interim condensed consolidated statement of cash flows for the three-month period then ended. The Parent Company's management is responsible for the preparation and presentation of this interim condensed consolidated financial information in accordance with International Accounting Standard 34, "Interim Financial Reporting" ("IAS 34"). Our responsibility is to express a conclusion on this interim condensed consolidated financial information based on our review.

Scope of Review

We conducted our review in accordance with International Standard on Review Engagements 2410, "Review of Interim Financial Information Performed by the Independent Auditor of the Entity". A review of interim financial information consists of making inquiries, primarily of persons responsible for financial and accounting matters, and applying analytical and other review procedures. A review is substantially less in scope than an audit conducted in accordance with International Standards on Auditing and consequently does not enable us to obtain assurance that we would become aware of all significant matters that might be identified in an audit. Accordingly, we do not express an audit opinion.

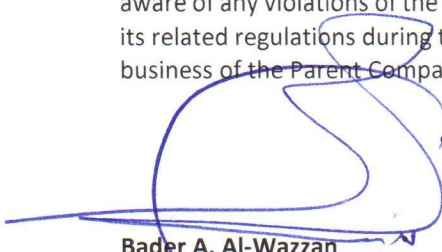
Conclusion

Based on our review, nothing has come to our attention that causes us to believe that the accompanying interim condensed consolidated financial information is not prepared, in all material respects, in accordance with IAS 34.

Report on other Legal and Regulatory Requirements

Furthermore, based on our review, the interim condensed consolidated financial information is in agreement with the books of account of the Parent Company. We further report that to the best of our knowledge and belief, we have not become aware of any violations of the Companies Law No. 1 of 2016 and its executive regulations, as amended, or the Parent Company's Memorandum of Incorporation and Articles of Association, as amended, during the three-month period ended 31 March 2024 that might have had a material effect on the business of the Parent Company or on its financial position.

We further report that, during the course of our review, to the best of our knowledge and belief, we have not become aware of any violations of the provisions of Law No 7 of 2010, as amended, concerning the Capital Markets Authority and its related regulations during the three-month period ended 31 March 2024 that might have had a material effect on the business of the Parent Company or on its financial position.




Bader A. Al-Wazzan
Licence No. 62A

Deloitte & Touche - Al-Wazzan & Co.

Kuwait
06 May 2024

Interim condensed consolidated statement of financial position (Unaudited)
as at 31 March 2024

	Notes	Kuwaiti Dinars		
		31 March 2024 (Unaudited)	31 December 2023 (Audited)	31 March 2023 (Unaudited)
ASSETS				
Current assets				
Cash and bank balances	3	101,833,833	75,245,933	106,061,742
Trade and other receivables	4	22,230,617	24,959,613	23,853,602
Inventories		-	-	4,643
Investment in associates		6,678	6,683	6,662
		<u>124,071,128</u>	<u>100,212,229</u>	<u>129,926,649</u>
Non-current assets				
Right-of-use assets		561,799	590,505	676,620
Property and equipment	6	39,262,913	39,551,827	40,558,953
Intangible assets	7	6,851,007	6,869,034	6,900,178
		<u>46,675,719</u>	<u>47,011,366</u>	<u>48,135,751</u>
Total assets		<u>170,746,847</u>	<u>147,223,595</u>	<u>178,062,400</u>
LIABILITIES AND EQUITY				
Current liabilities				
Trade and other payables		499,300	530,952	429,415
Accrued expenses and other liabilities	8	50,715,001	5,454,752	5,084,919
Lease liabilities		195,452	116,157	199,285
Deferred income	9	19,661,900	7,024,891	19,556,795
Retentions payable		133,062	152,951	172,485
Current portion of long-term debts		-	-	1,721,723
		<u>71,204,715</u>	<u>13,279,703</u>	<u>27,164,622</u>
Non-current liabilities				
Lease liabilities		333,315	559,156	393,357
Provision for staff indemnity		6,688,579	6,518,175	5,719,407
		<u>7,021,894</u>	<u>7,077,331</u>	<u>6,112,764</u>
Total liabilities		<u>78,226,609</u>	<u>20,357,034</u>	<u>33,277,386</u>
Equity				
Share capital		12,834,864	12,834,864	12,223,680
Share premium		1,512,000	1,512,000	1,512,000
Statutory reserve		9,894,240	9,894,240	9,894,240
Voluntary reserve		6,418,432	6,418,432	6,112,840
Treasury shares	16	(288,877)	(288,877)	(288,877)
Treasury shares reserve	16	564,013	564,013	564,013
Retained earnings		61,570,416	95,917,043	114,757,898
Foreign currency translation reserve		15,150	14,846	9,220
Total equity		<u>92,520,238</u>	<u>126,866,561</u>	<u>144,785,014</u>
Total liabilities and equity		<u>170,746,847</u>	<u>147,223,595</u>	<u>178,062,400</u>


Ms. Dalal Hasan Al-Sabti
Chairperson

The accompanying notes 1 to 17 form an integral part of this interim condensed consolidated financial information.

**Interim condensed consolidated statement of profit or loss (Unaudited)
For the period from 1 January 2024 to 31 March 2024**

	Notes	Kuwaiti Dinars	
		Three months period ended	
		31 March	
		2024	2023
		(Unaudited)	(Unaudited)
Revenue		20,271,010	20,346,411
Cost of operations	10	(4,498,352)	(4,112,000)
Gross profit		15,772,658	16,234,411
General and administrative expenses	11	(4,303,405)	(4,964,884)
Selling expenses	12	(1,122,739)	(502,260)
Finance charges		(10,406)	(37,636)
Other income		810,659	841,365
Profit before contribution to Kuwait Foundation for Advancement of Sciences ("KFAS"), National Labour Support Tax ("NLST"), Zakat and Directors' remuneration		11,146,767	11,570,996
Contribution to KFAS		(114,199)	(116,752)
NLST		(299,095)	(294,676)
Zakat		(122,216)	(118,934)
Directors' remuneration		(250,000)	-
Profit for the period		<u>10,361,257</u>	<u>11,040,634</u>
Basic and diluted earnings per share (fils)	13	<u>77</u>	<u>82</u>

The accompanying notes 1 to 17 form an integral part of this interim condensed consolidated financial information.

Handwritten signature or initials in blue ink.